

COURSE PROGRAM

ASIA IRCAD - TAIWAN

ADVANCED BILIARY SURGERY COURSE Hands-On Laparoscopic Bile Duct Exploration Prevention of Complications & Choledochoscopy

DECEMBER 16-17, 2025



PRESIDENT

Jacques MARESCAUX

*President, IRCAD/EITS,
University of Strasbourg, France*

CHAIRMAN

黃明和 Min-Ho HUANG

*President, IRCAD Taiwan/AITS
Show Chwan Memorial Hospital,
Changhua, Taiwan*

DEAN

黃士維 Wayne Shih-Wei HUANG

*Dean, IRCAD Taiwan/AITS
Show Chwan Memorial Hospital,
Changhua, Taiwan*

COURSE DIRECTOR

Ahmad NASSAR

*Golden Jubilee National Hospital,
Glasgow, UK*

OBJECTIVES

- Advanced procedure-based course highlighting the technical and logistical aspects of one-session laparoscopic management of bile duct stones and advanced biliary surgery.
- Approaches to complex pathology encountered during laparoscopic cholecystectomy are discussed with emphasis on trouble shooting through refined dissection techniques, salvage strategies, and prevention of bile duct injuries and other complications.
- The course is designed for consultant surgeons and trainees who are interested in acquiring the skills of routine and emergency laparoscopic cholecystectomy and may be considering mastering intra-operative cholangiography. The candidates are made familiar with the technical aspects of laparoscopic ductal exploration through short interactive talks.
- There is a major component of hands-on practice on well-designed animal tissue models and live animals.

METHODS OF TEACHING

- Short talks, wet lab, hands-on practice and interactive discussions.
- The course has ample opportunities for repeat practice of cholangiography, trans-cystic duct cannulation and exploration, choledochotomy exploration and various methods of biliary drainage.
- The course has ample opportunities for repeat practice of cholangiography, trans-cystic duct cannulation and exploration, choledochotomy exploration and various methods of biliary drainage.
- There will be emphasis on the handling and optimal use of 3mm & 5mm choledochoscopes. Well-designed animal tissue models allow for task repetition and skills development and consolidation. This course is also combined with a workshop of live animal surgery as well as separate work stations for realistic performance of cholangiography and laser lithotripsy for stone fragmentation.

INTERNATIONAL FACULTY

- | | |
|-------------------------|--|
| ✚ Ahmad NASSAR (UK) | ✚ Ike Miguel C. MENDOZA (Philippines) |
| ✚ Akiko UMEZAWA (Japan) | ✚ Juvie Vivencio Jose III P. VILLAFLORES (Philippines) |
| ✚ Ryohei NOMURA (Japan) | |

TAIWAN FACULTY

- ✚ 黃士維 Wayne Shih-Wei HUANG - 秀傳紀念醫院
- ✚ 莊樹宏 Shu-Hung CHUANG - 高雄醫學大學附設中和紀念醫院

INFO 相關資訊：

微創中心課程負責人 Course Manager	
Location	彰濱秀傳亞洲遠距微創手術中心 IRCAD-Taiwan (Asian Institute of TeleSurgery)
Address	505 彰化縣鹿港鎮鹿工路 6-1 號 No. 6-1, Lugong Rd., Lukang Township, Changhua County, 505
Tel	+886-4-781-2988

ADVANCED BILIARY SURGERY COURSE

Hands-On Laparoscopic Bile Duct Exploration Prevention of Complications & Choledochoscopy

交通車時刻表 Shuttlebus Time Schedule

出發時間 Departure Time	路線 Route
Day 1: December 16 (星期二 Tuesday)	
07.40	鹿港永樂酒店 → 彰濱秀傳微創手術中心 Union House Lukang → IRCAD-Taiwan
17.40	彰濱秀傳微創手術中心 → 大會晚宴 IRCAD-Taiwan → Congress Dinner
20.30	大會晚宴 → 鹿港永樂酒店 → 樂活紓壓俱樂部 Congress Dinner → Union House Lukang → LOHAS RELAXING CLUB Lukang
Day 2: December 17 (星期三 Wednesday)	
08.00	鹿港永樂酒店 → 彰濱秀傳微創手術中心 Union House Lukang → IRCAD-Taiwan
17.45	彰濱秀傳微創手術中心 → 台中烏日高鐵站 IRCAD-Taiwan → Taichung High Speed Rail Station
17.45	彰濱秀傳微創手術中心 → 鹿港永樂酒店 IRCAD-Taiwan → Union House Lukang

*如需放置行李，櫃台後方設有行李間，請當日退房後帶至中心。

*自行開車者，可將車輛停放於醫院內停車格，於課程結束後至櫃檯領取免費停車卷。

*需要計程車接送者，請提前告知我們工作人員，方便為您安排。

Luggage storage, parking ticket, and taxi reservation is available at IRCAD-Taiwan. Please let us know when needed.

特約飯店資訊 Hotel Info	鹿港永樂酒店 UNION HOUSE Lukang
地址 Address	505 彰化縣鹿港鎮三民路 152 號 No. 152, Sanmin Road, Lukang Township, Changhua County, 505
電話 Tel	886-4-776-2999
特約飯店資訊 Hotel Info :	樂活紓壓俱樂部 LOHAS RELAXING CLUB Lukang
Address :	505 彰化縣鹿港鎮鹿工路 6 號 (彰濱秀傳 心理健康大樓 2F) 2F, No. 6-2, Lugong Road, Lukang Township, Changhua County, 505 (Chang Bing Show Chwan Memorial Hospital – Mental Health Building 2F)
Tel :	886-4-781-1163

Day 1 – Tuesday, December 16, 2024

07.40 am Faculty & Participant Transfer from Hotel to IRCAD-Taiwan

08.00 am Registration & Take Photo for Course Booklet

MORNING

THEORETICAL SESSION - 1F Auditorium

08.20 am	Welcome to participants	黃士維 W. HUANG & A. NASSAR
08.30-08.40	Single session management of bile duct stones: philosophy, evidence and training	A. NASSAR
08.45-08.55	Service design: protocol, instruments, logistics	A. NASSAR
09.00-09.10	Cholangiography: methods, interpretation and procedure selection	A. UMEZAWA
09.15-09.25	The difficult IOC: trouble shooting	A. NASSAR
09.30-09.40	Transcystic exploration; indications and case selection	莊樹宏 S.H. CHUANG
09.45-09.55	Choledochotomy exploration: indications and technique	A. UMEZAWA
10.00-10.10	The difficult exploration: multiple, large and impacted stones	A. NASSAR
10.15-10.25	Pre-Lab	A. NASSAR
10.30-11.00	Coffee Break Transfer from auditorium to laboratory – change into lab clothes	

PRACTICAL SESSION (Ex-vivo Tissue) - 3F Laboratory

	Ex-vivo Tissue Model: Goat Liver Model	ALL FACULTIES
11.00-11.15	✚ Lab Demonstration	A. NASSAR & 莊樹宏 S.H. CHUANG
11.15-12.00	✚ Cholangiography, cannulation, catheters, clamps vs. free cannula, basket in catheter ✚ Handling and care of the choledochoscope	
12.15-13.00	✚ Transcystic exploration: blind trawling, basket-in catheter, types of baskets, 3mm choledochoscopy ✚ Intrahepatic choledochoscopy; “Wiper-Blade Maneuver” ✚ Choledochotomy exploration: site, size, optimal use of instruments, and different techniques of stone extraction ✚ Cholangiography Station - C-ARM practice* ✚ Laser Station - Stone Fragmentation practice*	

*Available in all practical sessions/rotating

13.00-14.00 Lunch

Program subject to modification.

AFTERNOON

THEORETICAL SESSION - 1F Auditorium

14.00-14.10	✚ Biliary drainage: primary closure vs transcystic or T-Tube drainage, inserting, and securing drains	莊樹宏 S.H. CHUANG
14.15-14.25	✚ To treat T-tube drainage: Non-dilated bile duct case, bilio-biliary fistula case	R. NOMURA
14.30-14.40	✚ Postoperative care: biliary and other drains, cholangiography, follow-up	A. NASSAR

14:40 Group Photo (1F Cafeteria)

PRACTICAL SESSION (Ex-vivo Tissue) - 3F Laboratory

14.40-16.40	Ex-vivo Tissue Model: Goat Liver Model ✚ Lab Demonstration	ALL FACULTIES A. NASSAR & 莊樹宏 S.H. CHUANG
	✚ Choledochotomy, stone extraction, biliary drainage and suturing	

16.40-16.55 Coffee Break

THEORETICAL SESSION - 1F Auditorium

16.55-17.25	✚ MCQs and interactive discussion w/voting system	ALL FACULTIES
-------------	---	---------------

17.30 pm End of session
Evaluation of the day

17.40 pm Faculty & Participant Transfer from IRCAD-Taiwan to Congress Banquet

18.00 pm CBD Congress Banquet

20.00 pm Faculty & Participants back from Congress Dinner to Hotel

Day 2 - Wednesday, December 17, 2025

08.00 am Faculty & Participant Transfer from Hotel to IRCAD-Taiwan




MORNING

THEORETICAL SESSION – 1F Auditorium

08.40-08.50	Minimal access or minimally invasive cholecystectomy Minimising complications: optimal access, adhesiolysis, advanced dissection and closure	A. UMEZAWA
08.55-09.05	Biliary surgery in: the obese, abdominal scars, previous biliary surgery	莊樹宏 S.H. CHUANG



09.10-09.20	One-stop management of biliary emergencies, doing our best?! Optimal management of biliary emergencies, setup, referral protocols and scheduling	A. NASSAR
09.25-09.35	Rationale of safe gallbladder surgery	J. VILLAFLO
09.40-10.10	Coffee Break Transfer from auditorium to laboratory – change into lab clothes	

PRACTICAL SESSION (Live Tissue/Porcine) - 3F Laboratory

10.10-12.10	Hands-On Practice: Live Tissue/Porcine	ALL FACULTIES
	<ul style="list-style-type: none">  Lab Demonstration  Cholangiography, transcystic exploration  Rotating to C-Arm Station 	A. NASSAR & 莊樹宏 S.H. CHUANG
12.10-13.10	Lunch	

AFTERNOON

PRACTICAL SESSION (Live Tissue/Porcine) - 3F Laboratory

13.10-15.45	Hands-On Practice: Live Tissue/Porcine	
	<ul style="list-style-type: none">  Choledochotomy, biliary drainage and bilioenteric anastomosis  Rotating to Lithotripsy Station 	
15.45-16.00	Coffee Break	

THEORETICAL SESSION – 1F Auditorium

16.00-16.10	Reflections on safety markers used in the Difficult Choelcystectomy	A. NASSAR
16.10-16.20	Laparoscopic Cholecystectomy: a critical REVIEW of safety!	A. NASSAR
16.20-16.30	Complex cases: Mirizzi Syndrome, cholecystoenteric fistula	莊樹宏 S.H. CHUANG
16.30-16.40	Salvage strategies: intravesical approach, fundus-first dissection, subtotal cholecystectomy, cholecystostomy, conversion, abandon	A. NASSAR
16.40-16.50	Fundamentals in Preventing Bile Duct Injury	M. MENDOZA
16.50-17.00	Panel discussion: New technologies: ICG, laparoscopic ultrasound, single port surgery, robotic surgery	ALL FACULTIES
17.00-17.10	MCQs and discussion w/voting system	
17.10-17.20	Case presentations and interactive discussion	

- 17.20-17.30 Short case scenarios and discussion
- 17.30 pm End of session
Evaluation of the day
Delivery of certificate of attendance
- 17.45 pm Faculty & Participant Transfer from IRCAD-Taiwan to Hotel & Taichung HSR Station



餐廳 Restaurant :	電話 Tel :	地址 Address :
LeeLi's	+886-4-777-1822	鹿港鎮興化街 40-1 號
海味珍海鮮餐廳 Hai Wei Zhen Seafood	+886-4-778-6442	鹿港鎮鹿東路二段 173 號
木生海鮮會館 Mu Sheng Seafood	+886-4-776-4072	鹿港鎮自由路 77 號
王罔麵線糊 Wang Wang Noodle Paste	+886-958-629-960	鹿港鎮民族路 268 號
永香民俗小吃 Yong Xiang Taiwan Snack	+886-4-778-7464	鹿港鎮金門巷 55 號
掬翠拾煙蔬食創作料理 (素) Ju Cui Shi Yan (Vegetarian)	+886-4-778-9112	鹿港鎮金盛巷 10 號
勝豐吧 Sheng Feng Bar	+886-958-336- 211	鹿港鎮民族路 131 號