

# PROGRAM

ASIA IRCAD - TAIWAN

## BARIATRIC AND METABOLIC ENDOSCOPY COURSE

OCTOBER 26 - 27, 2025



**Medtronic**  
Engineering the extraordinary



### PRESIDENT

**Jacques MARESCAUX**

*President, IRCAD/EITS,  
University of Strasbourg, France*

### CHAIRMAN

**黃明和 Min-Ho HUANG**






*President, IRCAD Taiwan/AITS,  
Show Chwan Memorial Hospital,  
Changhua, Taiwan*

### DIRECTOR

**黃士維 Wayne Shih-Wei HUANG**

*Dean, IRCAD Taiwan/AITS,  
Show Chwan Memorial Hospital,  
Changhua, Taiwan*

### INVITED INTERNATIONAL FACULTY


- |   |   |
|---|---|
|  Silvana PERRETTA (Italy)     |  Mohit BHANDARI (India)        |
|  Gianfranco DONATELLI (Italy) |  Shanker PASUPATHY (Singapore) |
|  Pietro RIVA (Italy)          |   |

### INVITED ONLINE FACULTY

- |   |  |
|---|--|
|  Manoel Galvao NETO (Brazil)<br>(Videoconference) |  Vincent HUBERTY (Belgium)<br>(Videoconference)       |
|  Barham K. ABU DAYYEH (USA)<br>(Videoconference)  |  (Sigh) Pichamol JIRAPINYO (USA)<br>(Videoconference) |
|  Roman TURRO ARAU (Spain)<br>(Videoconference)    |  |

## INVITED TAIWAN FACULTY

 劉家嘉 Chia-Chia LIU - 新悅美型醫學診所  
 New Delight Medical Clinic (NDMC),  
 Taichung, Taiwan

 林建華 Michael Chien-Hua LIN - 秀傳紀念醫院

## OBJECTIVES

- To cover a broad spectrum of surgical procedures in morbid obesity surgery
- To provide indications for surgical treatment and discuss operative complications
- To highlight technicalities of surgical interventions through the broadcasting of live procedures
- To allow real time discussion between the operators and the surgeon trainees
- To provide hands-on sessions improve skills in laparoscopic surgery through the practice on live tissue under experts' tutorials
- To describe postoperative clinical results and practical applications of evidence-based clinical medicine

## EDUCATIONAL METHODS

- Interactive theoretical and video sessions between faculty and course participants
- Live and pre-recorded operative demonstrations

Hotel Information	<a href="#">鹿港永樂酒店</a> UNION HOUSE Lukang
Address	505 彰化縣鹿港鎮三民路 152 號 No. 152, Sanmin Road, Lukang Township, Changhua County, 505
Tel	+886-4-776-2999
Hotel Information	<a href="#">樂活紓壓俱樂部</a> LOHAS RELAXING CLUB Lukang
Address	505 彰化縣鹿港鎮鹿工路 6 號 (彰濱秀傳心理健康大樓 2F) 2F, No. 6-2, Lugong Road, Lukang Township, Changhua County, 505 (Chang Bing Show Chwan Memorial Hospital, Mental Health Building 2F)
Tel	+886-4-781-1163
Course Manager	柯宜汝 Sara 0937-929-310
Location	<a href="#">彰濱秀傳亞洲遠距微創手術中心</a> IRCAD-Taiwan (Asian Institute of TeleSurgery)
Address	505 彰化縣鹿港鎮鹿工路 6-1 號 No. 6-1, Lugong Rd., Lukang Township, Changhua County, 505
Tel	+886-4-781-2988

# Day 1 - Sunday, October 26, 2025

08.00 am Faculty & Participant Shuttlebus from Lugang Union House to IRCAD Taiwan

08.30 am Registration & Take Photo for Course Booklet

## MORNING

### THEORETICAL SESSION – 1F Auditorium

08.50 am	Welcome to participants	黃士維 W. HUANG
		Chairman: S. PASUPATHI
09.00-09.20	INTRODUCTION TO ENDOLUMINAL BARIATRIC SURGERY	S. PERRETTA
09.20-09.35	Primary Endoscopic Bariatric Procedures: Patient Selection and Indications	M. BHANDARI
09.35-09.50	Endoscopic Gastric Plication with Overstitch Device: Technique and Current Results	S. PERRETTA
09.50-10.05	Saturday, October 25 @ 22.50-23.05 Brazil (GMT-3) ESG + Evolution of Gastric Plication	M.G. NETO (videoconference)
10.05-10.30	Coffee Break (1F Cafeteria)	

### EXPERIMENTAL SESSION (Option B: Ex-Vivo Models) – 3F Laboratory

10.30-12.30 Hands-On Session on Ex-vivo Model

#### Training Procedures: Flexible Endoscopy

- Endoscopic management of complications:
- Vacuum therapy
- OTSC
- Stenting
- Pig tail placement
- Endoscopic suturing techniques, TORe
- Intragastric balloon

12.30-13.30 Lunch (1F Cafeteria)

## AFTERNOON




### EXPERIMENTAL SESSION (Option B: Ex-Vivo Models) – 3F Laboratory

13.30-15.30 Hands-On Session on Ex-vivo Model

#### Training Procedures: Flexible Endoscopy



- Endoscopic management of complications:
- Vacuum therapy
- OTSC
- Stenting

This program may be subject to modification.

-  Pig tail placement
-  Endoscopic suturing techniques, TORe
-  Intragastric balloon

15.30-16.00 Coffee Break (1F Cafeteria)

## THEORETICAL SESSION – 1F Auditorium

		Chairman:
	<b><u>Endoscopy for wight regain after bariatric surgery</u></b>	
16.00-16.15	 Managing weight regain and dumping after GBP: APC, endoscopic sutures or both?	P. RIVA
16.15-16.30	 Adrressing weight regain after sleeve gastrectomy: the potential role of endosuturing?	S. PERRETTA
16.30 pm	End of session	
16.45 pm	Faculty & Participant Shuttlebus from IRCAD Taiwan to Congress Dinner	
17.00 pm	Congress Dinner	

## Day 2 - Monday, October 27, 2025




08.00 am Faculty & Participant Shuttlebus from Lugang Union House to IRCAD Taiwan

Evaluation of the day at reception desk (1F)

## MORNING

### LIVE SURGERY – 1F Auditorium

08.30-09.30 **LIVE OR PRE-RECORDED OPERATIVE DEMONSTRATIONS**


-  Endoscopic gastric plications
-  TORe
-  Endomina gastroplasty

Operators:  
S. PERRETTA, P. RIVA

DEPENDING ON PATIENT AVAILABILITY

09.30-10.00 Coffee Break (1F Cafeteria)

## THEORETICAL SESSION – 1F Auditorium

		Chairman: S. PERRETTA
	<b><u>Endoscopic treatment of bariatric surgery complications</u></b>	
10.00-10.15	<b>Sunday, October 26 @ 23.00-23.15 Brazil (GMT-3)</b>  Endoscopic management of leaks and fistula	M.G. NETO (videoconference)








10.15-10.30	 Endoscopic management of marginal ulcers	P. RIVA
10.30-10.45	 CBD stones management after GBP surgery	G. DONATELLI
10.45-11.00	<b>Sunday, October 26 @ 21.45-22.00 Minnesota, USA (EDT/GMT-5)</b>  Endoluminal treatment of diabetes and metabolic diseases	B. ABU DAYYEH (Videoconference)
11.00-11.15	<b>Sunday, October 26 @ 23.00-23.15 Boston, USA (CDT/GMT-4)</b>  Combination of EMT and pharmaceutical therapies	P. JIRAPINYO (videoconference)
11.15-11.30	<b>Sunday, October 26 @ 23.15-23.30 Boston, USA (CDT/GMT-4)</b>  Third Space and EUS	P. JIRAPINYO (videoconference)
11.30-11.45	<b>Sunday, October 26 @ 22.30-22.45 Minnesota, USA (CDT/GMT-5)</b> <b>Keynote Lecture:</b> Breaking Boundaries: Revolutionizing Obesity Treatment Beyond Surgery	B. ABU DAYYEH (Videoconference)
11.45-12.00	Discussion	
12.00-13.00	Lunch (1F Cafeteria)	

## AFTERNOON





### EXPERIMENTAL SESSION (Option B: Ex-Vivo Models) – 3F Laboratory

13.00-15.00 Hands-On Session on Ex-vivo Model

#### **Training Procedures: Flexible Endoscopy**

-  Endoscopic management of complications:
-  Vacuum therapy
-  OTSC
-  Stenting
-  Pig tail placement
-  Endoscopic suturing techniques, TORe
-  Intra gastric balloon

### THEORETICAL SESSION – 1F Auditorium

15.00-15.15	<b>Monday, October 27 @ 08.00-08.15 Spain (CET/GMT+1)</b> <b>LIVE OR PRE-RECORDED OPERATIVE DEMONSTRATIONS</b>  Mega	Chairman: R. TURRO (videoconference)
15.15-15.30	<b>Monday, October 27 @ 08.15-08.30 Spain (CET/GMT+1)</b>  POSE: Evolution of the Technique from 2.0 to Mega	R. TURRO (videoconference)
15.30-15.45	<b>Monday, October 27 @ 08.30-08.45 Belgium (CET/GMT+1)</b>  Gastric plication with Endomina: Insights and Outcomes	V. HUBERTY (videoconference)
15.45-16.00	<b>Monday, October 27 @ 08.45-09.00 Spain (CET/GMT+2)</b>  Endoscopic robotic suturing: advancement and future developments	R. TURRO (videoconference)

- 16.00-16.15 Monday, October 27 @ 09:00-09:15 Spain (CET/GMT+2)  
 ✚ Incisionless RYGB with endoluminal magnets
- 16.15-16.30 ✚ Is there still a place for intragastric balloons?
- 16.30-16.45 ✚ Discussion

R. TURRO  
(videoconference)

M. BHANDARI

## EXPERIMENTAL SESSION (Option B: Ex-Vivo Models) – 3F Laboratory

16.45-18.45 Hands-On Session on Ex-vivo Model

### Training Procedures: Flexible Endoscopy

- ✚ Endoscopic management of complications:
- ✚ Vacuum therapy
- ✚ OTSC
- ✚ Stenting
- ✚ Pig tail placement
- ✚ Endoscopic suturing techniques, TOrE
- ✚ Intragastric balloon


18.45 pm End of the course  
 Evaluation of the day at reception desk (1F)  
 Delivery of certificate of attendance


19.00 pm Participant & Faculty Shuttlebus from IRCAD-Taiwan to  
 Lugang Union House & Taichung HSR Station

ASIA IRCAD - TAIWAN


# BARIATRIC AND METABOLIC ENDOSCOPY COURSE

OCTOBER 26 - 27, 2025


交通車時刻表 Shuttlebus Time Schedule	
出發時間 Departure Time	路線 Route
Day 1: October 26 (星期日 Sunday)	
07:40	鹿港永樂酒店 → 彰濱秀傳微創手術中心 Lukang Union House → IRCAD-Taiwan
17:45	彰濱秀傳微創手術中心 → 鹿港永樂酒店 / 大會晚宴 IRCAD-Taiwan → Lugang Union House / Congress Dinner
20:30	大會晚宴 → 樂活紓壓俱樂部 Congress Dinner → Lugang Lohas Relaxing Club
Day 2: October 24 (星期一 Monday)	
08:05	鹿港永樂酒店 → 彰濱秀傳微創手術中心 Lukang Union House → IRCAD-Taiwan
16:45	彰濱秀傳微創手術中心 → 鹿港永樂酒店 → 高鐵台中站 IRCAD-Taiwan → Union House Lukang → Taichung HSR Station  高鐵接駁車將從 IRCAD 直接出發，請您於早上退房後，將行李一併帶至 IRCAD 報到。 <i>*The HSR shuttle will depart directly from IRCAD-Taiwan.</i> <i>Please check out of your hotel in the morning and bring your luggage with you to IRCAD.</i>

 行李寄放：退房後請將行李帶至 IRCAD，櫃台後方備有行李間。

Luggage: After check-out, please bring your luggage to IRCAD. A storage area is available behind the front desk.

 停車：可停放於醫院停車格，課程結束後至 IRCAD 櫃台領取免費停車券。

Parking: Park in the hospital lot and get a free parking voucher at the IRCAD front desk after the course.

 計程車：若需叫車，請提前告知工作人員協助安排。

Taxi: Let our staff know in advance if you need a taxi, and we'll assist with booking.

# 彰濱秀傳醫療園區地圖

## Map of Chang Bing Show Chwan Health Park



Local Dining Options	
<a href="#">LeeLi's</a>	Taiwanese-Western Fusion Bistro
<a href="#">海味珍海鮮餐廳</a>	Hai Wei Zhen Seafood
<a href="#">水生海鮮會館</a>	Mu Sheng Seafood
<a href="#">王罔麵線糊</a>	Wang Wang Noodle
<a href="#">永香民俗小吃</a>	Yong Xiang Taiwan Snack
<a href="#">掬翠拾煙蔬食創作料理 (素)</a>	Ju Cui Shi Yan (Vegetarian)
<a href="#">勝豐吧</a>	Sheng Feng Bar