

PROGRAM

ASIA IRCAD – TAIWAN

INTENSIVE COURSE IN LAPAROSCOPIC GENERAL SURGERY

MARCH 09- 13, 2026



Medtronic
Engineering the extraordinary

CHAIRMAN

黃明和 Min-Ho HUANG

*President, IRCAD Taiwan/AITS
Show Chwan Memorial Hospital,
Changhua, Taiwan*

PRESIDENT

Jacques MARESCAUX

*President, IRCAD/EITS
University Hospital of Strasbourg,
France*

DEAN

黃士維 Wayne Shih-Wei HUANG

*Dean, IRCAD Taiwan/AITS
Show Chwan Memorial Hospital,
Changhua, Taiwan*

OBJECTIVES










Provide Participants with essential knowledge for Clinical Laparoscopic Applications

- **Fundamental principles:** overview of instruments, materials and equipment along with key laparoscopic techniques
- **Hands-on training:** practical sessions to learn or improve skills in:
 - intra-corporeal suturing and knot tying
 - two-handed coordination for manipulation and dissection
 - safe use of energy and laparoscopic staplers, clips...
- **Outcome and Complication:** discussion of expected results and potential complications of laparoscopic procedures

EDUCATIONAL METHODS

- Interactive didactic and video sessions between faculty and participants
- Live & pre-recorded operative demonstrations
- Supervised hands on training sessions on ex-vivo and live animal models
- Objective assessment of technical skills (OSATS)

INVITED INTERNATIONAL FACULTY

- | | |
|---|---|
|  Jacques MARESCAUX (France) |  Catherine Sia Cheng TEH (Philippines) |
|  Tran Binh Giang (Vietnam) |  David Lomanto (Italy) |
|  Woo Jin HYUNG (Korea) |  Kohei MISHIMA (Japan) |
|  Adeodatus Yuda Handaya (Indonesia) |  Philip Wai Yan CHIU (Hong Kong) |
|  Miguel MENDOZA (Philippines) | |

INVITED TAIWAN FACULTY

秀傳醫療體系

- | | |
|--|---|
|  黃士維 (Wayne) Shih-Wei HUANG |  陳自諒 (William) Tzu-Liang CHEN – 中國醫藥大學附設醫院新竹分院 |
|  林忠葦 (Charles) Chung-Wei LIN | |
|  吳鴻昇 (James) Hurng-Sheng WU |  陳建志 Peter Chien-Chih CHEN – 和信治癌中心醫院 |
|  林建華 (Michael) Chien-Hua LIN | |
|  歐金俊 Jing-Jim OU |  曾展緯 (William) Chan-Wei TSENG |
|  李威傑 Wei-Jei LEE |  雷浩然 Hao-Jan LEI – 臺北榮民總醫院 |
| |  施沐嫻 (Sandy) Mu-Shan SHIH – 萬芳醫院 |

Day 1 – Monday, March 9th, 2026




08.00 am Faculty & Participant Shuttlebus from Lugang UNION HOUSE Hotel to IRCAD-Taiwan

08.30 am Registration & Take Photo for Course Booklet

THEORETICAL SESSION – 1F Auditorium

09.00 am Welcome to participants
& Pre-course evaluation w/voting system

09.15-09.45 **Getting started in laparoscopic surgery: principles, skills and safe practice** C. TEH

-  Review of the techniques of access to the peritoneal cavity
-  Trocar characteristics, risks, safe manipulation and positioning
-  Skills requirements for performing basic procedures safely

09.50-10.20 **Laparoscopic Suturing, Sewing, Knot Tying** 黃士維 W. HUANG









10.20-10.50 Coffee Break (1F Cafeteria)
– Registration for University Diploma at Reception Desk

EXPERIMENTAL SESSION (Suture – Dry Lab) – 3F Laboratory

10.50-11.10 **Pre-Test**
Perform suture tying: 3 knots

11.10-13.10 **Lab Demonstration**
Hands-On Session on **Dry Box – Pad**

Training Procedures:




-  Picking up of needle
-  Adjustment of needle angles
-  Driving through the needles right hand / left hand
-  Pulley method
-  Knot tying
-  Right hand only rotation
-  Proper tightening of knot
-  Continuous knot formation

13.10-14.10 Lunch (1F Cafeteria)

EXPERIMENTAL SESSION (Suture – Dry Lab) – 3F Laboratory

14.10-18.10 Hands-On Session on **Ex-vivo Tissue**

Training Procedures:

-  Closure of Gastrostomy
-  Gastrojejunostomy
-  Jejunojejunostomy

18.10 pm End of session
Evaluation of the day at reception desk (1F)

18.20 pm Participant Shuttlebus from IRCAD-Taiwan to Hotel

Day 2 – Tuesday, March 10th, 2026

08.00 am Faculty & Participant Shuttlebus from Lugang UNION HOUSE Hotel to IRCAD-Taiwan

THEORETICAL SESSION – 1F Auditorium

08.30-09.00 How Artificial Intelligence will revolutionize Minimally Invasive Surgery? J. MARESCAUX



LIVE SURGERY – 1F Auditorium

09.00-10.30 **LIVE OR PRE-RECORDED OPERATIVE DEMONSTRATIONS** 黃士維 W. HUANG
(Inguinal Hernia / ICG Cholecystectomy)



10.30-11.00 Coffee Break (1F Cafeteria)

THEORETICAL SESSION – 1F Auditorium

Laparoscopic Hernia Repair

11.00-11.25  Rationale of the laparoscopic approach (TAPP, TEP) B. DALLEMAGNE
11.30-11.55  Repair in complex situations; strangulated and irreducible hernias




Biliary Surgery

12.00-12.40  Basic principles of laparoscopic cholecystectomy: critical view of safety and bailout procedures C. TEH
12.45-13.15  Laparoscopic management of CBD stones M. MENDOZA

13.15-14.00 Lunch (1F Cafeteria)
– Last day to register for University Diploma at Reception Desk

PRE-LAB SESSION – 1F Auditorium

14.00-14:15 **PRE-LAB SESSION IN AUDITORIUM**






-  Description of the lab rules
-  Anatomy of the animal
-  Surgical procedures

EXPERIMENTAL SESSION (Live Tissue) – 3F Laboratory

14.15-19.15 Hands-On Session on **Live Tissue**

OSATS – Technical Skills Evaluation (Initial)

Training Procedures:

-  TAPP inguinal hernia repair
-  Small bowel resection and anastomoses
-  Cholecystectomy
-  CBD exploration
-  T-tube placement

19.15 End of Session
Participant Shuttlebus from IRCAD-Taiwan to Hotel

Day 3 – Wednesday, March 11th, 2026

08.00 am Faculty & Participant Shuttlebus from Lugang UNION HOUSE Hotel to IRCAD-Taiwan

THEORETICAL SESSION – 1F Auditorium

Chairmen:

08.30-09.10 **Laparoscopic Surgery for Abdominal Emergencies**

TBD

- + Acute appendicitis
- + Bowel, gastric perforation

LIVE SURGERY – 1F Auditorium

09.10-10.40 **LIVE OR PRE-RECORDED OPERATIVE DEMONSTRATIONS**

林忠葦 C. LIN

Liver / Stomach / Bariatric Surgery

W. J. HYUNG

10.40-11.00 Coffee Break (1F Cafeteria)

Foregut Surgery

11.00-11.40 **Esophageal Motility disorders:**

趙偉仁 P. CHIU

- + GERD & Hiatal Hernia
- + Achalasia

11.45-12.25 **Gastrectomy Cancer**

W. J. HYUNG

- + Total and Partial Gastrectomy

12.25-13.25 LUNCH (1F Cafeteria)

PRE-LAB SESSION – 1F Auditorium

13.25-13.40 **PRE-LAB SESSION IN AUDITORIUM**

- + Description of the surgical procedures

EXPERIMENTAL SESSION (Porcine) – 3F Laboratory

13.40-18.40 Hands-On Session on **Live Tissue**

Training Procedures:

- + Gastrojejunostomy-Stapling
- + Fundoplication
- + Gastrectomy
- + Splenectomy

18.40 End of session
Evaluation of the day at reception desk (1F)

18.50 Faculty & Participant Shuttlebus from IRCAD-Taiwan to Congress Dinner

Day 4 - Thursday, March 12th, 2026

08.00 am Faculty & Participant Shuttlebus from Lugang UNION HOUSE Hotel to IRCAD-Taiwan

THEORETICAL SESSION – 1F Auditorium

Chairmen: 王煥昇 & 陳建志 P. CHEN

08.30-08.55 Innovation and Entrepreneurship in Surgery

黃士維 W. HUANG

LIVE SURGERY – 1F Auditorium

08.55-11.00 **LIVE OR PRE-RECORDED OPERATIVE DEMONSTRATIONS**

歐金俊 Jing-Jim OU

Laparoscopic Colorectal Surgery

11.00-11.30 Coffee Break (1F Cafeteria)

THEORETICAL SESSION – 1F Auditorium

Colorectal Surgery

11.30-12.10  Laparoscopic Right and Left colectomy, TME

陳自諒 W. CHEN

12.15-13.05  Transanal and Robotic TME

陳建志 P. CHEN

13.05-13.50 Lunch (1F Cafeteria)

PRE-LAB SESSION – 1F Auditorium






13.50-14.10 Pre-Lab

EXPERIMENTAL SESSION (Porcine) – 3F Laboratory

14.10-18.30 Hands-On Session on Live Tissue

OSATS – Technical Skills Evaluation (Final)

Training Procedures *:

-  Gastrectomy
-  Gastrojejunostomy
-  Partial liver resection
-  Dissection of the hepatic hilum
-  Small bowel resection & anastomose

18.30 End of session
Evaluation of the day at reception desk (1F)

Day 5 - Friday, March 13th, 2026

08.00 am Faculty & Participant Shuttlebus from Lugang UNION HOUSE Hotel to IRCAD-Taiwan

THEORETICAL SESSION – 1F Auditorium



08.30-09.00 **State-of-the-art: Bariatric and Metabolic Surgery** 李威傑 W. LEE

LIVE SURGERY – 1F Auditorium

09.00-10.30 **LIVE OR PRE-RECORDED OPERATIVE DEMONSTRATIONS**
(cases to be determined)

10.30-11.00 Coffee Break (1F Cafeteria)

THEORETICAL SESSION – 1F Auditorium

11.00-11.25 **Laparoscopic approach to Solid and Endocrine organs** C. TEH
 HBP surgery: from atypical to extended resection
 11.30-11.55  Splenic Surgery: from preservation to resection techniques **TBD**

12.00-12.25 **Pancreatic Surgery** **TBD**
 Enucleation and distal pancreatectomy

12.25-13.25 Lunch (1F Cafeteria)

EXPERIMENTAL SESSION – 3F Laboratory

13.25-14.00 **Post-Test**
Perform suture tying: 3 knots

THEORETICAL SESSION – 1F Auditorium

14.10-14.40 **Closing Lecture : THE FUTURE OF SURGERY IS FLEXIBLE** S. PERRETTA

14.40 pm End of the course
 Evaluation of the day
 Delivery of certificate of attendance
 Strasbourg University Diplomas for successful candidates will be mailed directly by France

14.50 pm Participant & Faculty Shuttlebus from IRCAD-Taiwan to Hotel & Taichung HSR Station

彰濱秀傳醫療園區地圖

Map of Chang Bing Show Chwan Health Park



Restaurant 餐廳：	Tel 電話：	Address 地址：
LeeLi's	+886-4-777-1822	鹿港鎮興化街 40-1 號
海味珍海鮮餐廳 Hai Wei Zhen Seafood	+886-4-778-6442	鹿港鎮鹿東路二段 173 號
木生海鮮會館 Mu Sheng Seafood	+886-4-776-4072	鹿港鎮自由路 77 號
王岡麵線糊 Wang Wang Noodle Paste	+886-958-629-960	鹿港鎮民族路 268 號
永香民俗小吃 Yong Xiang Taiwan Snack	+886-4-778-7464	鹿港鎮金門巷 55 號
掬翠拾煙蔬食創作料理 (素) Ju Cui Shi Yan (Vegetarian)	+886-4-778-9112	鹿港鎮金盛巷 10 號
勝豐吧 Sheng Feng Bar	+886-958-336- 211	鹿港鎮民族路 131 號

NOTE