

PROGRAM

ASIA IRCAD - TAIWAN

RFA IN THYROID

JULY 10, 2026



PRESIDENT

Jacques MARESCAUX

*President, IRCAD/EITS,
University of Strasbourg, France*

CHAIRMAN

黃明和 Min-Ho HUANG

*President, IRCAD Taiwan/AITS,
Show Chwan Memorial Hospital,
Changhua, Taiwan*

DIRECTOR

黃士維 Wayne Shih-Wei HUANG

*Dean, IRCAD Taiwan/AITS,
Show Chwan Memorial Hospital,
Changhua, Taiwan*

COURSE DIRECTOR

黃士銘 Shih-Ming HUANG

*Show Chwan Memorial Hospital,
Changhua, Taiwan*





吳明勳 Ming-Hsun WU

*National Taiwan University
Hospital, Taipei, Taiwan*

OBJECTIVES

- ✚ Provide a comprehensive understanding of the principles, indications, and clinical applications of ultrasound-guided RFA for endocrine diseases, particularly thyroid and parathyroid lesions.
- ✚ Introduce essential techniques and evolving approaches in minimally invasive endocrine ablation therapy.
- ✚ Strengthen participants' ability to identify suitable patients and manage potential complications associated with RFA.
- ✚ Demonstrate step-by-step procedural methods through expert-led lectures, case discussions, and live or pre-recorded demonstrations.
- ✚ Offer hands-on training to develop practical skills using dry models or tissue phantoms under expert supervision.
- ✚ Facilitate interactive discussions between faculty and participants to support clinical decision-making and technique refinement.
- ✚ Equip surgeons and endocrinologists with the knowledge and confidence needed to perform ultrasound-guided RFA safely and effectively.


EDUCATIONAL METHODS

-  Interactive theoretical sessions and video-based learning with real-time exchange between faculty and participants
-  Live and pre-recorded demonstrations of operative techniques to illustrate key procedural steps
-  Hands-on practice using dry models or tissue phantoms under expert guidance
-  Case-based discussions to reinforce decision-making and clinical application





TARGET AUDIENCE

-  General Surgeons
-  Endocrine Surgeons
-  Physicians interested in ultrasound-guided RFA

INVITED INTERNATIONAL FACULTY

- | | |
|--|--|
|  Paolo MICCOLI (Italy) |  Hoon Yib KIM (South Korea) |
|  Gabriele MATERRAZZI (Italy) |  Angkoon ANUWONG (Thailand) |
|  Quan-Yang DUH (USA) |  Jung Hwan BAEK (South Korea) |
|  Wen T. SHEN (USA) |  |

INVITED TAIWAN FACULTY

- | | |
|--|--|
|  吳鴻昇 James Hurng-Sheng WU - 秀傳紀念醫院 |  郭庭鈞 Ting-Chun KUO - 臺大醫院 |
|  黃士銘 Shih-Ming HUANG - 秀傳紀念醫院 |  施銘朗 Ming-Lang SHIH - 三軍總醫院 |
|  吳明勳 Ming-Hsun WU - 臺大醫院 |  伍希元 Si-Yuan WU - 三軍總醫院 |
|  郭其毓 Chi-Yu KUO - 馬偕紀念醫院 |  黃嘉崙 Chia-Luen HUANG - 三軍總醫院 |
|  蔡明霖 - 國泰綜合醫院 |  或 鄭凱倫 Kai-Lun CHENG - 中山醫學大學附設醫院 |

Day 1 - Friday, July 10th, 2026

09.15 am Faculty & Participant Shuttlebus from Hotel to IRCAD Taiwan


09.30 am Registration & Take Photo for Course Booklet

MORNING

LIVE SURGERY – 1F Auditorium

10.00-12.00 **LIVE OR PRE-RECORDED OPERATIVE DEMONSTRATIONS**

Chairman:

 (cases to be determined)

12.00-13.00 Lunch (1F Cafeteria)

This program may be subject to modification.

THEORETICAL SESSION – 1F Auditorium

Chairman:

13.20 pm	Welcome to participants	黃士維 W. HUANG & 吳鴻昇 J. WU
13.30-13.50	The current criteria of thyroid tumor ablation, and surgeons view (甲狀腺腫瘤/結節消融目前適應症與指引標準，及外科醫師觀點) 適應症/禁忌症、臨床決策與外科觀點	吳明勳
13.50-14:10	Basic anatomy and techniques for thyroid RFA (甲狀腺射頻消融基本解剖與技術) 甲狀腺解剖、危險區、RFA 操作流程	郭其毓
14:10-14:40	Advanced tips and tricks, results of thyroid tumor ablation and case sharing (甲狀腺消融進階技巧、臨床結果與案例分享) 技巧、臨床結果與案例解析	BAEK
14:40-15:40	Case demonstration (現場手術/消融案例示範與同步解說) (講解及指導) 現場示範操作與即時解說、QA	郭庭鈞 / 蔡明霖 / 黃嘉崙 或 鄭凱倫 (操作) BAEK

15.40-16.00 Coffee Break (1F Cafeteria)

EXPERIMENTAL LABORATORY

(Option B: Dry Lab) – 3F Laboratory

Hands-On Session on Dry Model

6 站實作 (每站一台超音波)，兩種操作模組 (3 食物 + 3 仿體)，共 3 家 RFA 廠商；小班制分組練習，師生比例 1:4–5

Training Procedures:



17:30-18:00 Course wrap-up & certificate

18.15 pm End of the course
Evaluation of the day at reception desk (1F)
Delivery of certificate of attendance


18.30 pm Participant & Faculty Shuttlebus from IRCAD-Taiwan to Hotel & Taichung HSR Station


ASIA IRCAD - TAIWAN

ENDOCRINE ULTRASOUND-GUIDED RFA COURSE


JULY 10, 2026

交通車時刻表 Shuttlebus Time Schedule


出發時間 Departure Time	路線 Route
Day 1: July 10 (星期五 Friday)	
08:00	鹿港永樂酒店 → 彰濱秀傳微創手術中心 Lukang Union House → IRCAD-Taiwan
	彰濱秀傳微創手術中心 → 鹿港永樂酒店 → 高鐵台中站 IRCAD-Taiwan → Union House Lukang → Taichung HSR Station  高鐵接駁車將從 IRCAD 直接出發，請您於早上退房後，將行李一併帶至 IRCAD 報到。 <i>*The HSR shuttle will depart directly from IRCAD-Taiwan.</i> <i>Please check out of your hotel in the morning and bring your luggage with you to IRCAD.</i>

 行李寄放：退房後請將行李帶至 IRCAD，櫃台後方備有行李間。

Luggage: After check-out, please bring your luggage to IRCAD. A storage area is available behind the front desk.

 停車：可停放於醫院停車格，課程結束後至 IRCAD 櫃台領取免費停車券。

Parking: Park in the hospital lot and get a free parking voucher at the IRCAD front desk after the course.

 計程車：若需叫車，請提前告知工作人員協助安排。

Taxi: Let our staff know in advance if you need a taxi, and we'll assist with booking.

Course Manager	柯宜汝 Sara 0937-929-310
Location	彰濱秀傳亞洲遠距微創手術中心 IRCAD-Taiwan (Asian Institute of TeleSurgery)
Address	505 彰化縣鹿港鎮鹿工路 6-1 號 No. 6-1, Lugong Rd., Lukang Township, Changhua County, 505
Tel	+886-4-781-2988
Hotel Information	鹿港永樂酒店 UNION HOUSE Lukang
Address	505 彰化縣鹿港鎮三民路 152 號 No. 152, Sanmin Road, Lukang Township, Changhua County, 505
Tel	+886-4-776-2999
Hotel Information	樂活紓壓俱樂部 LOHAS RELAXING CLUB Lukang
Address	505 彰化縣鹿港鎮鹿工路 6 號 (彰濱秀傳心理健康大樓 2F) 2F, No. 6-2, Lugong Road, Lukang Township, Changhua County, 505 (Chang Bing Show Chwan Memorial Hospital, Mental Health Building 2F)
Tel	+886-4-781-1163

彰濱秀傳醫療園區地圖

Map of Chang Bing Show Chwan Health Park



Local Dining Options	
LeeLi's	Taiwanese-Western Fusion Bistro
海味珍海鮮餐廳	Hai Wei Zhen Seafood
水生海鮮會館	Mu Sheng Seafood
王罔麵線糊	Wang Wang Noodle
永香民俗小吃	Yong Xiang Taiwan Snack
掬翠拾煙蔬食創作料理 (素)	Ju Cui Shi Yan (Vegetarian)
勝豐吧	Sheng Feng Bar