

PROGRAM

ASIA IRCAD – TAIWAN

INTENSIVE COURSE IN LAPAROSCOPIC GENERAL SURGERY

MARCH 09- 13, 2026



Medtronic
Engineering the extraordinary

CHAIRMAN

黃明和 Min-Ho HUANG

*President, IRCAD Taiwan/AITS
Show Chwan Memorial Hospital,
Changhua, Taiwan*

PRESIDENT

Jacques MARESCAUX

*President, IRCAD/EITS
University Hospital of Strasbourg,
France*

DEAN

黃士維 Wayne Shih-Wei HUANG

*Dean, IRCAD Taiwan/AITS
Show Chwan Memorial Hospital,
Changhua, Taiwan*

OBJECTIVES

Provide Participants with essential knowledge for Clinical Laparoscopic Applications

- **Fundamental principles:** overview of instruments, materials and equipment along with key laparoscopic techniques
- **Hands-on training:** practical sessions to learn or improve skills in:
 - intra-corporeal suturing and knot tying
 - two-handed coordination for manipulation and dissection
 - safe use of energy and laparoscopic staplers, clips...
- **Outcome and Complication:** discussion of expected results and potential complications of laparoscopic procedures

EDUCATIONAL METHODS

- Interactive didactic and video sessions between faculty and participants
- Live & pre-recorded operative demonstrations
- Supervised hands on training sessions on ex-vivo and live animal models
- Objective assessment of technical skills (OSATS)

ONLINE FACULTY

 Jacques MARESCAUX (France)


INVITED INTERNATIONAL FACULTY

 Vix MICHEL (France)


 Paolo MICCOLI (Italy)

 Marc ONG Weijie (Singapore)

 Woo Jin HYUNG (Korea)

 Ian Wong (Hong Kong)

 Miguel MENDOZA (Philippines)

 Catherine Sia Cheng TEH (Philippines)


 Tran Binh Giang (Vietnam)

 Kohei MISHIMA (Japan)


 Mariko Man-I (Japan)

INVITED TAIWAN FACULTY

秀傳醫療體系


 黃士維 (Wayne) Shih-Wei HUANG


 林忠葦 (Charles) Chung-Wei LIN


 吳鴻昇 (James) Hurng-Sheng WU


 林建華 (Michael) Chien-Hua LIN


 歐金俊 Jing-Jim OU

 王煥昇 Huann-Sheng WANG

 李威傑 Wei-Jei LEE – 中國醫藥大學附設醫院新竹分院

 陳自諒 (William) Tzu-Liang CHEN – 中國醫藥大學附設醫院新竹分院

 陳建志 (Peter) Chien-Chih CHEN – 和信治癌中心醫院

 施沐姍 (Sandy) Mu-Shan SHIH – 萬芳醫院

Day 1 – Monday, March 9th, 2026

08.00 am Faculty & Participant Shuttlebus from Lugang UNION HOUSE Hotel to IRCAD-Taiwan

08.30 am Registration & Take Photo for Course Booklet

THEORETICAL SESSION – 1F Auditorium

09.00 am Welcome to participants
& Pre-course evaluation w/voting system

09.15-09.45 **Getting started in laparoscopic surgery: principles, skills and safe practice** V. MICHEL

- ✚ Review of the techniques of access to the peritoneal cavity
- ✚ Trocar characteristics, risks, safe manipulation and positioning
- ✚ Skills requirements for performing basic procedures safely

09.50-10.20 **Laparoscopic Suturing, Sewing, Knot Tying** 黃士維 W. HUANG

10.20-10.50 Coffee Break (1F Cafeteria)
– Registration for University Diploma at Reception Desk

PRE-LAB – 1F Auditorium

10.50-11.10 **PRE-LAB SESSION IN AUDITORIUM** 黃士維 W. HUANG

- ✚ Description of the lab rules

EXPERIMENTAL SESSION (Suture – Dry Lab) – 3F Laboratory

11.10-11.30 **Pre-Test**
Perform suture tying: Suture & 3 square knots

11.30-13.30 **Lab Demonstration**
Hands-On Session on **Dry Box – Pad**

Training Procedures:

- ✚ Picking up of needle
- ✚ Adjustment of needle angles
- ✚ Driving through the needles right hand / left hand
- ✚ Pulley method
- ✚ Knot tying
- ✚ Right hand only rotation
- ✚ Proper tightening of knot
- ✚ Continuous knot formation

13.30-14.10 Lunch (1F Cafeteria)




THEORETICAL SESSION – 1F Auditorium

14.10-14.40	(France @ 07.10 AM - 07.40 AM) How Artificial Intelligence will revolutionize Minimally Invasive Surgery?	J. MARESCAUX (Video Conference)
-------------	--------------------------------------------------------------------------------------------------------------	------------------------------------

EXPERIMENTAL SESSION (Suture – Dry Lab) – 3F Laboratory

14.40-17.40 Hands-On Session on **Ex-vivo Tissue**

Training Procedures:

-  Closure of Gastrostomy
-  Gastrojejunostomy
-  Jejunojunctionostomy


17.50 pm End of session
Evaluation of the day at reception desk (1F)

17.50 pm Participant Shuttlebus from IRCAD-Taiwan to Hotel

Day 2 – Tuesday, March 10th, 2026

08.00 am Faculty & Participant Shuttlebus from Lugang UNION HOUSE Hotel to IRCAD-Taiwan

THEORETICAL SESSION – 1F Auditorium



08.30-09.00 **Biliary Surgery** C. TEH
 Basic principles of laparoscopic cholecystectomy: critical view of safety and bailout procedures

LIVE SURGERY – 1F Auditorium

09.00-10.30 **LIVE OR PRE-RECORDED OPERATIVE DEMONSTRATIONS** 林建華 M. LIN
 (Inguinal Hernia / ICG Cholecystectomy)

10.30-11.00 Coffee Break (1F Cafeteria)




THEORETICAL SESSION – 1F Auditorium

11.00-11.25 **Laparoscopic Hernia Repair** M. ONG
 Rationale of the laparoscopic approach (TAPP, TEP)
 11.30-11.55  Repair in complex situations; strangulated and irreducible hernias

12.00-12.30 **Biliary Surgery**
 Laparoscopic management of CBD stones M. MENDOZA

12.30-13.20 Lunch (1F Cafeteria)
 – Last day to register for University Diploma at Reception Desk

PRE-LAB SESSION – 1F Auditorium






13.20-13.40 **PRE-LAB SESSION IN AUDITORIUM**
 Description of the lab rules
 Anatomy of the animal
 Surgical procedures

EXPERIMENTAL SESSION (Live Tissue) – 3F Laboratory

13.40-17.40 Hands-On Session on **Live Tissue**

OSATS – Technical Skills Evaluation (Initial)

Training Procedures:

-  TAPP inguinal hernia repair
-  Small bowel resection and anastomoses
-  Cholecystectomy
-  CBD exploration
-  T-tube placement

This program is subject to modification.

17.50 End of Session
Participant Shuttlebus from IRCAD-Taiwan to Hotel

Day 3 – Wednesday, March 11th, 2026

08.00 am Faculty & Participant Shuttlebus from Lugang UNION HOUSE Hotel to IRCAD-Taiwan

THEORETICAL SESSION – 1F Auditorium

08.30-09.10 **Laparoscopic Surgery for Abdominal Emergencies**

Chairmen:

T. GIANG

- + Acute appendicitis
- + Bowel, gastric perforation

LIVE SURGERY – 1F Auditorium

09.10-10.40 **LIVE OR PRE-RECORDED OPERATIVE DEMONSTRATIONS**

林忠葦 C. LIN

Liver / Stomach / Bariatric Surgery

W. J. HYUNG

10.40-11.00 Coffee Break (1F Cafeteria)

Foregut Surgery

11.00-11.40 **Esophageal Motility disorders:**

I. WONG

- + GERD & Hiatal Hernia
- + Achalasia

11.45-12.25 **Gastrectomy Cancer**

W. J. HYUNG

- + Total and Partial Gastrectomy

12.25-13.25 LUNCH (1F Cafeteria)

PRE-LAB SESSION – 1F Auditorium

13.25-13.40 **PRE-LAB SESSION IN AUDITORIUM**

- + Description of the surgical procedures

EXPERIMENTAL SESSION (Porcine) – 3F Laboratory

13.40-18.40 Hands-On Session on **Live Tissue**

Training Procedures:

- + Gastrojejunostomy-Stapling
- + Fundoplication
- + Gastrectomy
- + Splenectomy

18.40 End of session
Evaluation of the day at reception desk (1F)

18.50 Faculty & Participant Shuttlebus from IRCAD-Taiwan to Congress Dinner

Day 4 - Thursday, March 12th, 2026

08.00 am Faculty & Participant Shuttlebus from Lugang UNION HOUSE Hotel to IRCAD-Taiwan

THEORETICAL SESSION – 1F Auditorium

Chairmen: 王煥昇 & 陳建志 P. CHEN

08.30-08.55 Innovation and Entrepreneurship in Surgery

黃士維 W. HUANG

LIVE SURGERY – 1F Auditorium

08.55-11.00 **LIVE OR PRE-RECORDED OPERATIVE DEMONSTRATIONS**

歐金俊 Jing-Jim OU

Laparoscopic Colorectal Surgery

11.00-11.30 Coffee Break (1F Cafeteria)

THEORETICAL SESSION – 1F Auditorium

Colorectal Surgery

11.30-12.10  Laparoscopic Right and Left colectomy, TME

陳自諒 W. CHEN

12.15-13.05  Transanal and Robotic TME

陳建志 P. CHEN

13.05-13.50 Lunch (1F Cafeteria)

PRE-LAB SESSION – 1F Auditorium






13.50-14.10 Pre-Lab

EXPERIMENTAL SESSION (Porcine) – 3F Laboratory

14.10-18.30 Hands-On Session on Live Tissue


OSATS – Technical Skills Evaluation (Final)

Training Procedures *:

-  Gastrectomy
-  Gastrojejunostomy
-  Partial liver resection
-  Dissection of the hepatic hilum
-  Small bowel resection & anastomose

*** Strasbourg University Diploma ***

Proficiency Test (Only for enrolled candidates)

 Validating procedure: small bowel resection / anastomoses

18.30 End of session
Evaluation of the day at reception desk (1F)

Day 5 - Friday, March 13th, 2026

08.00 am Faculty & Participant Shuttlebus from Lugang UNION HOUSE Hotel to IRCAD-Taiwan

THEORETICAL SESSION – 1F Auditorium

08.30-09.00 **State-of-the-art: Bariatric and Metabolic Surgery** V. MICHEL

LIVE SURGERY – 1F Auditorium

09.00-10.30 **LIVE OR PRE-RECORDED OPERATIVE DEMONSTRATIONS**
(cases to be determined)

10.30-11.00 Coffee Break (1F Cafeteria)

THEORETICAL SESSION – 1F Auditorium

11.00-11.25 **Laparoscopic approach to Solid and Endocrine organs**
+ HBP surgery: from atypical to extended resection C. TEH

11.30-12.00 **Thyroid Surgery** P. Miccoli

12.00-13.20 Lunch (1F Cafeteria)

12.50-13.20 * **Strasbourg University Diploma ***
Proficiency Test (Only for enrolled candidates)
+ Multiple choice questions

EXPERIMENTAL SESSION – 3F Laboratory

13.20-13.50 **Post-Test**
Suture & 3 square knots

THEORETICAL SESSION – 1F Auditorium

13.50-14.20 **Closing Lecture** P. Miccoli

14.30 pm End of the course
Evaluation of the day & Delivery of certificate of attendance

14.30 pm Participant & Faculty Shuttlebus from IRCAD-Taiwan to Hotel & Taichung HSR Station

彰濱秀傳醫療園區地圖

Map of Chang Bing Show Chwan Health Park



Restaurant 餐廳 :	Tel 電話 :	Address 地址 :
LeeLi's	+886-4-777-1822	鹿港鎮興化街 40-1 號
海味珍海鮮餐廳 Hai Wei Zhen Seafood	+886-4-778-6442	鹿港鎮鹿東路二段 173 號
木生海鮮會館 Mu Sheng Seafood	+886-4-776-4072	鹿港鎮自由路 77 號
王罔麵線糊 Wang Wang Noodle Paste	+886-958-629-960	鹿港鎮民族路 268 號
永香民俗小吃 Yong Xiang Taiwan Snack	+886-4-778-7464	鹿港鎮金門巷 55 號
掬翠拾煙蔬食創作料理 (素) Ju Cui Shi Yan (Vegetarian)	+886-4-778-9112	鹿港鎮金盛巷 10 號
勝豐吧 Sheng Feng Bar	+886-958-336- 211	鹿港鎮民族路 131 號

NOTE